

Uniapnean diagnostiikka MKS:ssa

6.3.2008


Ilkka Tarvainen

Unipolygrafiat

- 2007 134,
- 2006 163
- 2005 147
- Käytössä Embletta
- tutkimukset on tehty os. 11:llä
- aamulla tarvittaessa lääkärintutkimus
- ”ongelmatapausten” käsittely unityöryhmässä

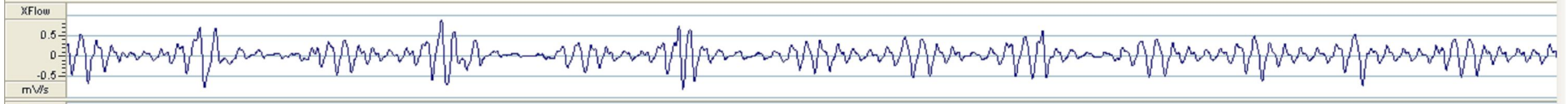

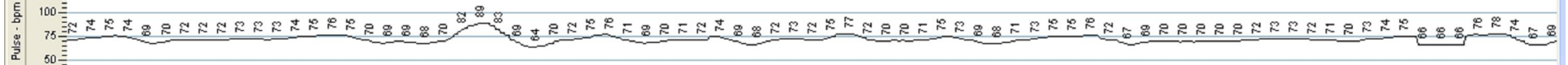
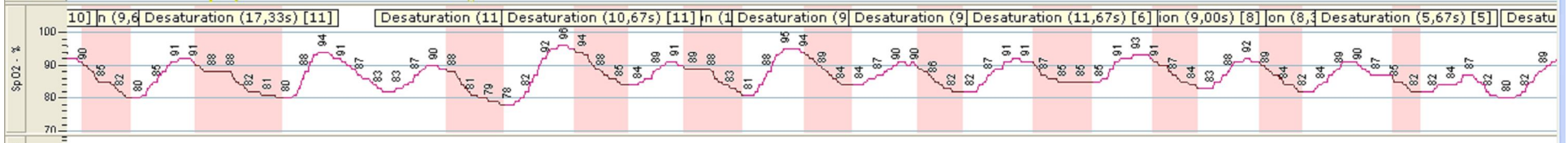
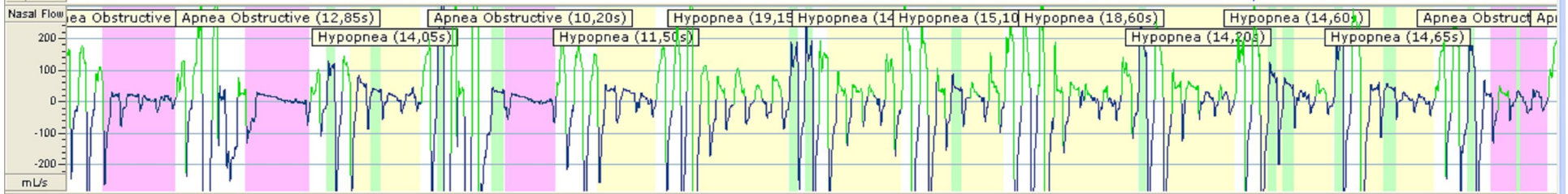
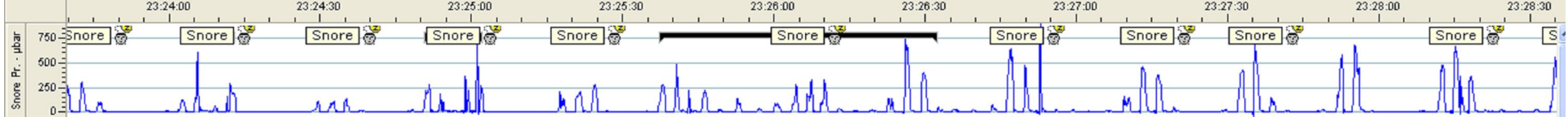
Unipolygrafiat

- osastolla RR, paino ja pituus
- unihaastattelu 1 ja 2
- ESS haastattelu



Respiration

5m 0s 23:24:00 23:24:30 23:25:00 23:25:30 23:26:00 23:26:30 23:27:00 23:27:30 23:28:00 23:28:30 5m 0s



Sleep Report

Mikkelin keskussairaala
Neurologinen kuntoutusosasto
Moisiontie 9
50520 Mikkeli

Analyzed Time: 7 hours 55 minutes (475 minutes)
Analysis Start Time: 16.01.2008 23:03
Analysis Stop Time: 17.01.2008 6:57

Patient Information

Name: V, K	Date of Birth: N/A
ID: 74	Age: -
Address:	Gender: Male
City:	Height: 1,90 m
Zip Code:	Weight: 190,0 kg
e-Mail:	BMI: 52,6
Phone:	

Sleep Summary

Apnea/Hypopnea

Index Time:	459,7 minutes	
Apnea + Hypopnea (A+H):	508	66,3 / h
Supine A+H:	6	7,6 / h
Non-Supine A+H:	502	73,0 / h

Position

Supine Time:	47,3 minutes	10,3 %
Non-Supine Time:	412,3 minutes	89,7 %
Upright Time:	1,3 minutes	0,3 %
Movement Time:	13,6 minutes	3,0 %

Oxygen Saturation

Average Oxygen Saturation:	90,1 %	
Oxygen Desaturation Events (OD):	527	68,8 /h

Snoring

Snore Time:	178,8 minutes	38,9 %
Number of Snoring Episodes:	344	

Respiration	Number	%	A or H/h	Supine	Non-Supine	Mean [seconds]	Longest [seconds]
Apnea	243	47,8	31,7	3	240	15,9	41,2
Obstructive	240	47,2	31,3	2	238	15,9	41,2
Central	1	0,2	0,1	1	0	12,0	12,0
Mixed	2	0,4	0,3	0	2	12,8	13,5
Hypopnea	265	52,2	34,6	3	262	19,2	98,0
Total	508		66,3	6	502	17,6	98,0

Apnea-Desaturation Relation

Desaturation	Apnea	Obstructive	Central	Mixed	Hypopnea	Total
>90%	2	2	0	0	6	8
81-90%	151	149	0	2	223	374
71-80%	38	38	0	0	13	51
61-70%	0	0	0	0	0	0
51-60%	0	0	0	0	0	0
<50%	0	0	0	0	0	0
Total	191	189	0	2	242	433

Breath Statistics

Breath Type	Total	Supine Position	Non-Supine Position
Normal Breath [#]	4266	634	3632
Breath with flow limitation [#]	1251	5	1246
& no snore [#]	520	5	515
& snore [#]	731	0	731
All Breaths [#]	5517	639	4878
Flow Limitation Index [%]	22,7	0,8	25,5

Position Statistics

Position	Index time [minutes]	Relative [%]	Transitions	A+H/h
Supine	47,3	10,0		7,6
Left	166,4	35,1		59,5
Prone	246,0	51,8		82,2
Right	0,0	0,0		-
Upright	1,3	0,3		-
Unknown	0,0	0,0		-
Movement	13,6	2,9		-
Total	474,6	100,0	25 (3/h)	

SpO2 Statistics

Average Oxygen Saturation:	90,1 %	Saturation < 90%:	184,2 minutes	40,2 %
Lowest Oxygen Saturation:	69,0 %	Saturation < 80%:	7 minutes	1,5 %
Average Desaturation:	7,2 %	Saturation < 70%:	0 minutes	0,0 %

Range\Position	Supine [minutes]	Cumul. Supine [minutes]	Non-Supine [minutes]	Cumul. Non-Supine [minutes]	Upright [minutes]	Cumul. Upright [minutes]
98-100 %	0,0	47,1	0,9	410,6	-	1,3
95-97 %	27,8	47,0	50,7	409,7	0,4	1,3
90-94 %	19,2	19,3	174,9	359,0	0,9	0,9
80-89 %	0,1	0,1	177,1	184,1	-	-
70-79 %	-	-	7,0	7,0	-	-
60-69 %	-	-	0,0	0,0	-	-
50-59 %	-	-	-	-	-	-
< 50 %	-	-	-	-	-	-

Desaturation Statistics

Position	Number	OD/h	Average OD Fall [%]	Average OD [%]
Total	527	68,9	7,2	84,9
Supine	6	7,2	4,2	91,5
Non-Supine	521	75,9	7,3	84,9

Desaturation Fall	Number	Cumulative Number	OD/h	Cumulative OD/h
Total	527	527	68,8	68,8
<5%	96	527	12,5	68,8
5%-9%	328	431	42,8	56,3
10%-20%	101	103	13,2	13,4
>20%	2	2	0,3	0,3

Desaturation Low Point	<90%	<85%	<80%	<70%	<60%
Number	479	232	27	0	0
OD/h	62,5	30,3	3,5	0,0	0,0

Pulse Statistics

	Mean [bpm]	(±STD) [bpm]	Min [bpm]	Max [bpm]
Total	69,5	6,4	33,0	127,0
Supine	77,8	3,8	53,0	127,0

Snoring Statistics

Snoring Time:	178,8	minutes
Relative Snoring Time:	38,9	%
Number of Snoring Episodes:	344	
Average Snoring Episode Duration:	0,5	minutes
Longest Snoring Episode:	9,4	minutes